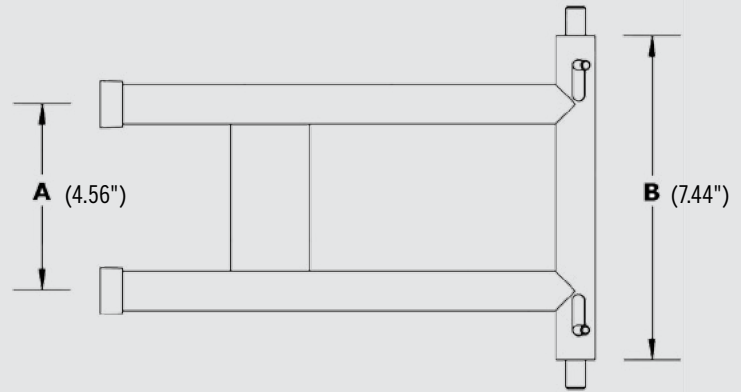


### Confirm Measurements Prior to Installation

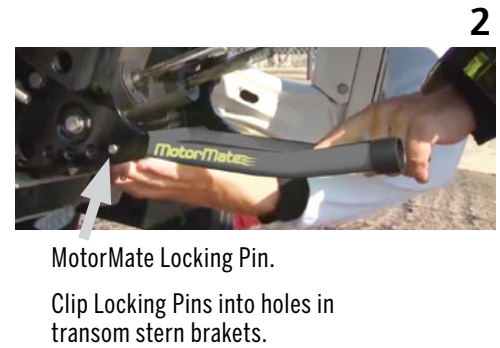
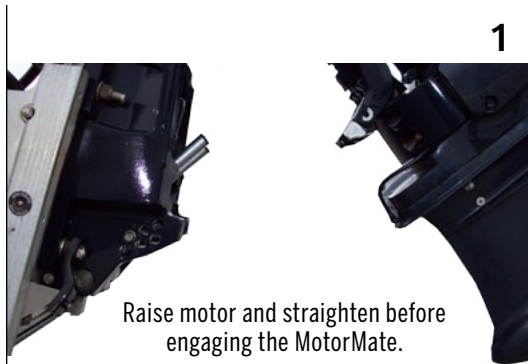
It is necessary to confirm the spacing of the contact points on the outboard motor are the same as **A**.

The motor yoke spacing **A** is the Center to Center distance between the motor contact points securing the MotorMate to the motor drive shaft housing. See Reference Image **A** below.

The transom mount spacing **B** is measured between the inside edges of the stern brackets. See Reference Image **B** below.



### Package Contents:



Lower motor very slowly and stop one inch away to make sure MotorMate End Caps are aligned with the contact points on the motor.




Example of the recessed areas containing the contact points where the MotorMate End Caps secure the motor and where the outboard motor center to center measurements are made.




Continue lowering the motor while aligning the MotorMate End Caps with the contact points until the motor is securely held in place.

### Reference Images:



**A**  
Measure between center to center distance between the contact points.

**B**  
Measure between the inside edges of the stern brackets.



**Mercury Installation Video:**  
[epcomarineproducts.com/mercury/](http://epcomarineproducts.com/mercury/)



**The cover around the contact points could be damaged and/or cracked if instructions are not followed. MotorMate is not responsible for any damage to the MotorMate unit or any part of the motor due to improper installation or use.**



*Tow with confidence*

**LIMITED WARRANTY**

EPCO Products, Inc., warrants the MotorMate Outboard Motor Locking System to be free from defects in materials or workmanship for the lifetime of the MotorMate. This warranty is granted to the original purchaser of the MotorMate unit. This warranty does not cover any MotorMate unit that has been modified in any way or if it is used with a motor for which it was not originally designed nor specified. This warranty does not cover damage, loss or failure which results in whole or in part from improper installation, misuse, neglect, failure to properly maintain, or other damage caused by inappropriate handling or use of, the MotorMate.

This warranty is limited to repair or replacement of the defective MotorMate in the sole and exclusive discretion of EPCO Products, Inc. This warranty does not cover, and no claim shall be made hereunder for, consequential damages, secondary charges, incidental damages, labor, installation costs or expenses, or losses or liability to third parties for personal injury or property damage proximately resulting from defects in the MotorMate. **ALL IMPLIED WARRANTIES OF MERCHANTABILITY AND FITNESS FOR A PARTICULAR PURPOSE AND ALL OTHER WARRANTIES, EXPRESSED OR IMPLIED, ARE EXCLUDED AND DISCLAIMED, EXCEPTING ONLY THE EXPRESSED WARRANTIES SPECIFICALLY SET FORTH IN THIS LIMITED WARRANTY.**

Breach or failure under the foregoing warranty shall not be grounds to rescind any agreement under which the MotorMate has been purchased or to claim set off or other remedies against EPCO Products, Inc., or any other party as a result of such breach or defect.

In order to make a claim under this warranty, the owner of the MotorMate must provide written notice of specific defects to EPCO Products, Inc., promptly, and in no event more than thirty (30) days, after discovery of such defect. The owner may return a defective MotorMate only upon receipt of written return authorization from EPCO Products, Inc.



**EPCO Products, Inc.**  
3736 Vanguard Drive - P.O. Box 9250  
Fort Wayne, IN 46899-9250  
**1-844-MotorM8 (668-6768)**  
[www.epcomarineproducts.com](http://www.epcomarineproducts.com)

**Purchased From:** \_\_\_\_\_

**Installation Date:** \_\_\_\_\_

Staple receipt to warranty for documentation purposes.